

Klös

For solo amplified guitar

Anton Lindström

Program Note

Klösa Verb. *klöste klöst*

- Riva med naglar el. Klor

Performance Notes

Guitar

The guitar should be a 'standard' nylon string classical guitar. All strings should be replaced with low E strings with the following scordatura (from 6th to 1st)



The lowest three strings will barely have a discernible pitch due to their low tuning (an octave, minor 9th and major 9th lower than the regular 'low e string')

Technical setup

The guitar should be amplified through stereo speakers with a contact microphone by default placed on the top of the guitar, below the bridge. Based on the microphone/guitar/PA in question, other placements could be experimented with. The sound should be as clear as possible in all frequencies, though with a good low-end response being especially important. Sub-woofer is recommended but not necessary.

Performance

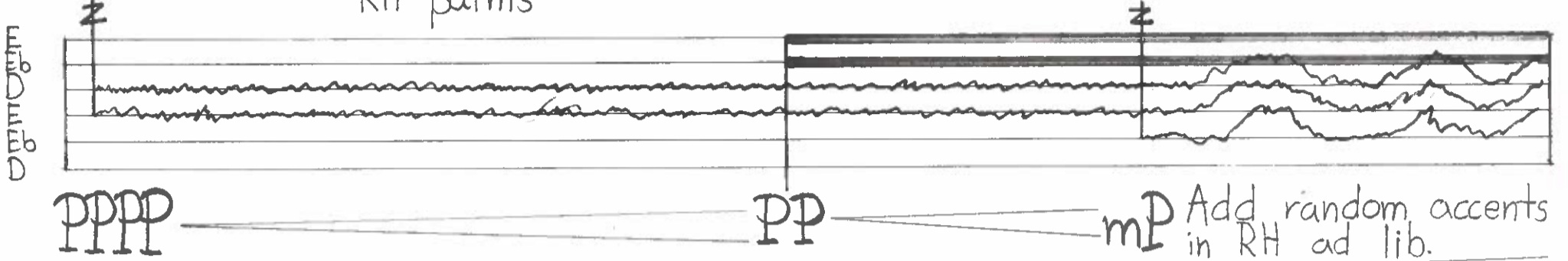
The piece uses real-time notation. The performer should have a stopwatch to follow to align the music with the timeline above the staff.

Durata: Ca 8:30

0" 30" 45" 1'

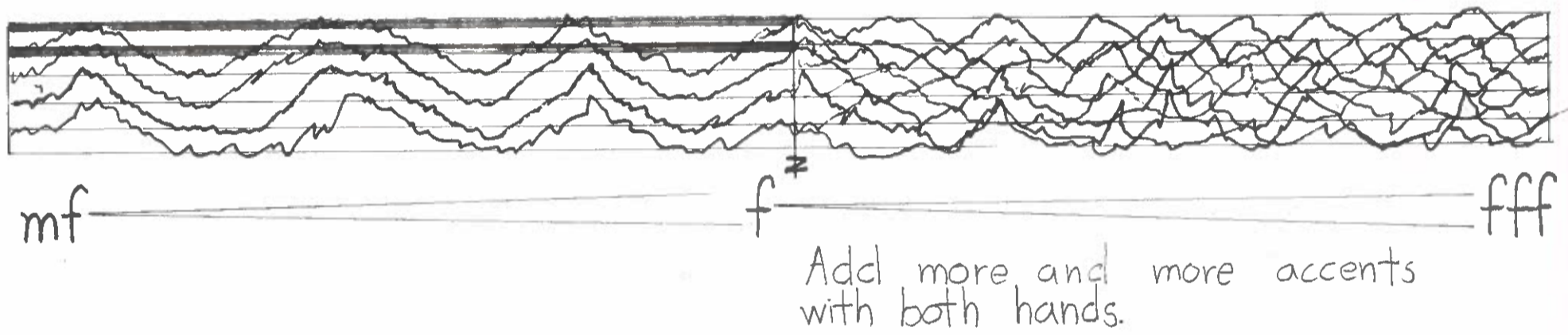
Scratch strings up and down fast with RH nails. Mute with LH and RH palms

Drag LH nails along strings in long slow motions. Keep muting.




1' 1:30" 2'

Gradually stop muting the strings → Move/drag both hands along strings (from bridge to ca. 12th fret) while scratching. Move them at separate speeds.



2' 2:20" 2:35" 2:50"

Extremely violent scratches and noise!



10" (x3)

2:50" 3:20" 3:25" 3:30" 3:35" 3:40"

Use RH nails to "buzz" the sustain of the strings close to bridge. 3x Sim. but moving nails along strings while buzzing!

fff

Sound hole

Bridge

Nail position

1" (x20)

3:40" 4' 4:05" 4:10" 4:15" 4:20" 4:25"

One long crescendo through all repeats

20x > Let ring all.

fff

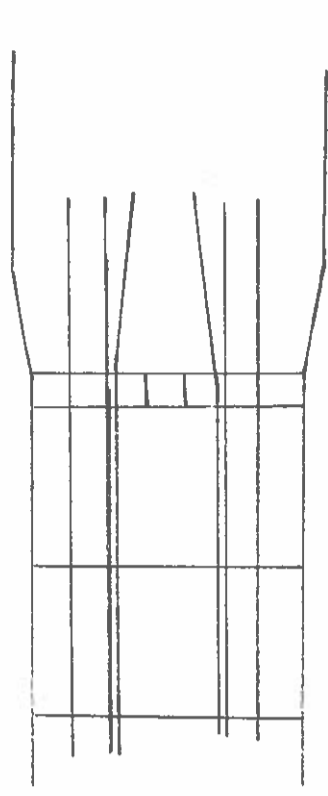
P

4:25" 4:30" 4:35"

$\text{♩} = 60$ All chords are harmonics

f


l.r.




15"
 Move 3rd and 4th strings into nut slots of 2nd and 5th strings. (see picture)

4:50" 5:10"

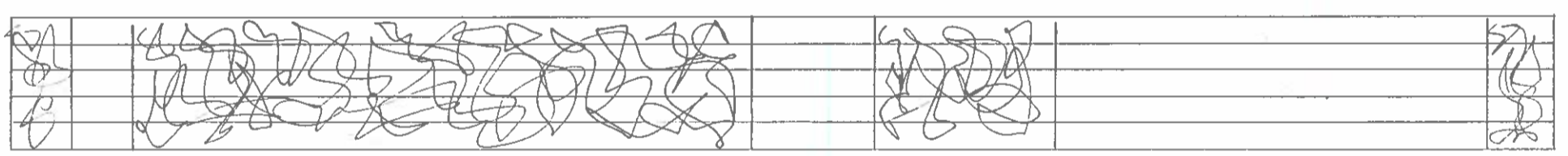
Aggressively scratch all strings with both hands between bridge and sound hole.



5:10" 5:12" 5:13" 5:14" 5:16" 6:19" 5:23" 5:25" 5:28" 5:31" 5:32" 5:35"

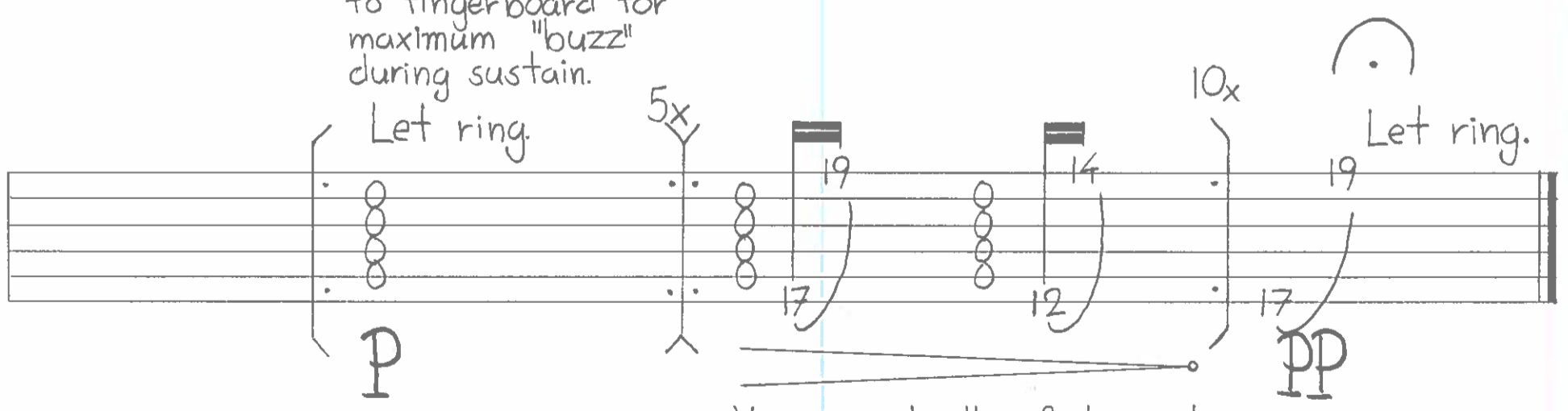


5:35" 5:36" 5:37" 5:47" 5:49" 5:52" 5:59" 6'



6' 6:10" 6:50" 8:10" 8:30"

Pluck strings close to fingerboard for maximum "buzz" during sustain.



Very gradually fade out open strings until only high notes remain (always play them piano)